



MINI EXCAVATOR | 50Z-2 / 56Z-2 / 60C-2

Operating weight: 5,030 - 5,680kg Engine power: 36kW Bucket tearout: 38 / 42kN



TOUGH TO BEAT.

Our new 4-6T Stage V compact excavators are more comfortable, easier to use and offer a lower cost of ownership. with the option of zero tailswing for easy and safe manoeuvrability in confined spaces, or conventional tailswing for improved lift capacity and stability, these machines offer tough to beat versatility.



TOUGH TO BEAT FOR PERFORMANCE.

The new Stage V Perkins 36kW engine provides up to 5% fuel savings with zero compromise to machine performance and no AdBlue needed.



TOUGH TO BEAT FOR SAFETY.

Improved visibility, integrated rear camera, follow me home LED lights, unique 2GO system and 5 years' subscription to JCB Livelink contributing to safer working.

TOUGH TO BEAT FOR COMFORT.

Increased productivity comes from a comfortable operating environment: a large, quiet cab, thumb controlled boom swing and auxiliary and a hands free bluetooth radio.



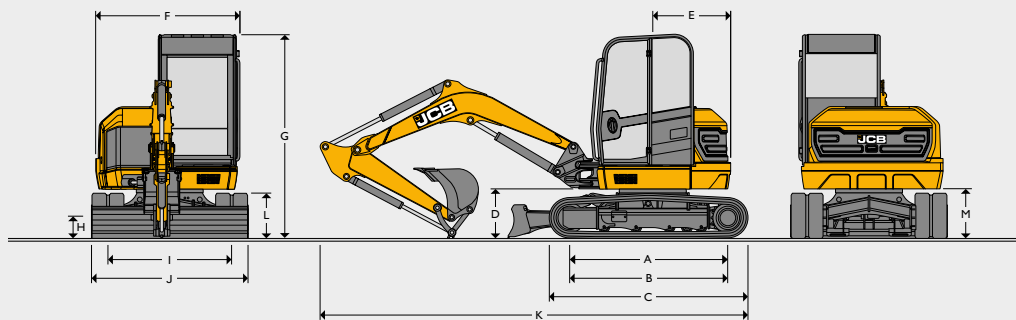
TOUGH TO BEAT FOR EASE OF USE.

7" colour screen with rotary dial control, programmable flow for up to 10 attachments and auto auxiliary venting allows easy attachment changeover.

TOUGH TO BEAT FOR COST OF OWNERSHIP.

Minimal downtime, with a machine health check displayed on screen before starting. Fuel saving features include one touch idle, programmable auto idle & engine shutdown.

STATIC DIMENSIONS



STATIC DIMENSIONS

| | | 50Z-2 | 56Z-2 | 60C-2 |
|---|---|-------|------------|-------|
| A | Sprocket idler centres | mm | 1985 | 1985 |
| B | Track length on ground | mm | 1985 | 1985 |
| C | Undercarriage overall length – rubber | mm | 2490 | 2490 |
| | Undercarriage overall length – steel | mm | 2490 | 2490 |
| D | Kingpost clearance | mm | 631 | 631 |
| E | Tailswing radius (standard / heavy counterweight) | mm | 975 / 1030 | 1300 |
| F | Overall width of superstructure | mm | 1845 | 1845 |
| G | Height over cab | mm | 2551 | 2561 |
| H | Ground clearance | mm | 300 | 300 |
| I | Track gauge | mm | 1550 | 1550 |
| J | Width over tracks | mm | 1950 | 1950 |
| K | Transport length with standard dipper | mm | 5353 | 5520 |
| L | Track height | mm | 560 | 560 |
| M | Counterweight clearance | mm | 618 | 618 |

ENGINE

| | | |
|-----------------------|----------|--------------------------|
| Manufacturer | | Perkins |
| Model | | 403J-E17T |
| Type | | Turbo Charged 3 Cylinder |
| Emissions standard | | Stage V |
| Fuel | | Diesel |
| Cooling | | Water Cooled |
| Capacity | ltr | 1.663 |
| Gross power ISO 14396 | kW | 36 |
| Net power | kW | 34 |
| Max operating speed | | 2000rpm |
| Max. torque ISO 14396 | Nm | 166.5 |
| Displacement | cc | 1663 |
| Gradeability | degrees | 35 |
| Starter motor | kW | 2 |
| Battery | V / amps | 12 / 80Ah or 750CCA |
| Alternator | V / amps | 12 / 120 |

UNDERCARRIAGE

| | | 50Z-2 | 56Z-2 | 60C-2 |
|--|----------------------|--------|--------|--------|
| No of top rollers | | 1 | 1 | 1 |
| No of bottom rollers | | 4 | 4 | 4 |
| Track width rubber (STD) | mm | 400 | 400 | 400 |
| Track width steel | mm | 400 | 400 | 400 |
| Ground bearing pressure (400mm tracks) | kg / cm ² | 0.32 | 0.35 | 0.36 |
| Track tensioning | | Grease | Grease | Grease |
| Travel speed – low | kph | 3 | 3 | 3 |
| Travel speed – high | kph | 4.6 | 4.6 | 4.6 |
| Tractive effort | kN | 35.7 | 38.1 | 40 |

HYDRAULIC SYSTEM

| | | 50Z-2 | 56Z-2 | 60C-2 |
|--------------------------------------|-----|------------------------------|-------|-------|
| Pump | cc | 63 | 63 | 63 |
| Nominal output @ max rpm | lpm | 126 | 126 | 126 |
| Excavator/track main relief pressure | bar | 240 | 265 | 265 |
| Slew main relief pressure | bar | 216 | 216 | 216 |
| Auxiliary hydraulic pressure (low) | bar | 190 | 190 | 190 |
| Auxiliary hydraulic pressure (high) | bar | 190 | 190 | 190 |
| Auxiliary hydraulic flow (low) | lpm | 40 | 40 | 40 |
| Auxiliary hydraulic flow (high) | lpm | 95 | 95 | 95 |
| Hydraulic pump | | Variable Displacement Piston | | |

WEIGHTS

| | | 50Z-2 | 56Z-2 | 60C-2 |
|---|----------------------|--------|--------|--------|
| Operating weight* | kg | 5030 | 5542 | 5680 |
| Shipping weight** | kg | 4798 | 5310 | 5448 |
| Machine with 400mm steel tracks | kg | (+)151 | (+)151 | (+)151 |
| Machine with 550mm steel tracks | kg | (+)279 | (+)279 | (+)279 |
| Machine with 400mm geogrip tracks | kg | (+)287 | (+)287 | (+)287 |
| Machine with heavy duty counterweight | kg | (+)311 | - | - |
| Machine with 1450mm dipper | kg | - | (-)39 | - |
| Machine with 1570mm dipper*** | kg | (+)350 | - | - |
| Machine with Hydraulic Quick Hitch- Lift | kg | (+)9 | (+)9 | (+)9 |
| Machine with Mechanical Quick Hitch- Lift | kg | (-)13 | (-)13 | (-)13 |
| Machine with FOPS roof guard - Stage I | kg | (+)17 | (+)17 | (+)17 |
| Ground bearing pressure (400mm tracks) | kg / cm ² | 0.32 | 0.35 | 0.36 |

*Operating eight to ISO6016 including cab, rubber tracks, standard dipper, 460mm bucket, full tanks and a 75kg operator.

**Shipping weight to ISO6016 is mass of the base machine without operator, with fuel level at 10% of tank capacity.

***1570mm dipper option only available with heavy duty counterweight.

SERVICE CAPACITIES

| | | 50Z-2 | 56Z-2 | 60C-2 |
|------------------|-----|-------|-------|-------|
| Fuel tank | ltr | 76 | 76 | 76 |
| Engine coolant | ltr | 12 | 12 | 12 |
| Engine oil | ltr | 5 | 5 | 5 |
| Hydraulic system | ltr | 100 | 100 | 100 |
| Hydraulic tank | ltr | 55 | 55 | 55 |

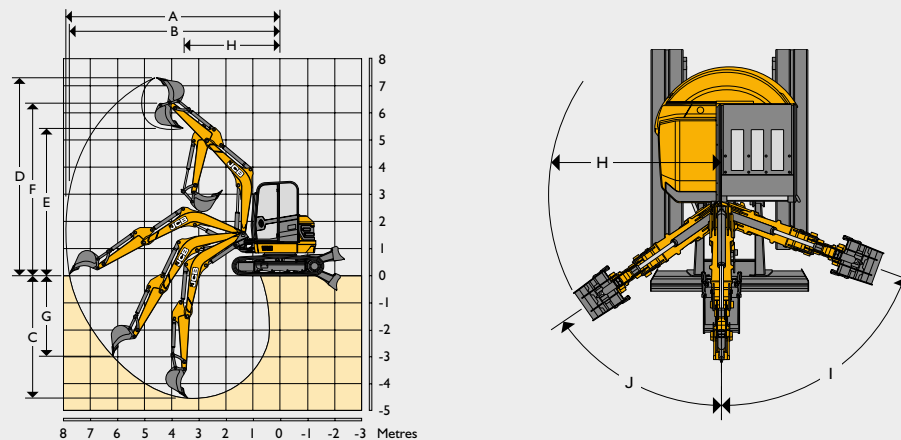
OPERATOR ENVIRONMENT

| | | 50Z-2 | 56Z-2 | 60C-2 |
|---|----|-------|-------|-------|
| Cab/canopy height | mm | 2551 | 2551 | 2561 |
| Cab/canopy height with FOGS guard LEVEL I | mm | 2575 | 2575 | 2585 |
| Cab/canopy length | mm | 1291 | 1291 | 1491 |
| Cab/canopy width | mm | 1020 | 1020 | 1020 |
| Door aperture | mm | 552 | 552 | 595 |

DOZER

| | | 50Z-2 | 56Z-2 | 60C-2 |
|-------------------------|---------|-------|-------|-------|
| Dozer Type | | 2-way | 2-way | 2-way |
| Dozer length | mm | 1141 | 1141 | 1141 |
| Max height above ground | mm | 433 | 433 | 433 |
| Dig depth below ground | mm | 464 | 464 | 464 |
| Approach angle degrees | degrees | 31 | 31 | 31 |
| Width | mm | 1962 | 1962 | 1962 |
| Height | mm | 400 | 400 | 400 |
















WORKING RANGE


















| | | 50Z-2 | 56Z-2 | 60C-2 |
|--|---------|-------------|-------|-------|
| Dipper length | mm | 1450 / 1570 | 1570 | 1820 |
| Boom length | mm | 2700 | 2866 | 2866 |
| A Max. digging reach | mm | 5486 / 5962 | 6119 | 6260 |
| B Max. digging reach on ground | mm | 5714 / 5832 | 5995 | 6140 |
| C Max. digging depth – dozer up | mm | 3327 / 3447 | 3606 | 3856 |
| Max. digging depth – dozer down | mm | 3532 / 3652 | 3843 | 4077 |
| D Max. digging height | mm | 5387 / 5473 | 5664 | 5846 |
| E Max. dump/load-over height | mm | 4001 / 4088 | 4274 | 4456 |
| F Max. height to dipper nose pivot pin | mm | 4679 / 4764 | 4970 | 5152 |
| G Max. vertical wallcut depth | mm | 1971 / 2069 | 2052 | 2254 |
| H Min. front swing radius (no offset) | mm | 2599 / 2631 | 2641 | 2608 |
| Min. front swing radius (fully offset) | mm | 2123 / 2151 | 2160 | 2155 |
| I Boom swing left | degrees | 70 | 70 | 70 |
| J Boom swing right | degrees | 55 | 55 | 55 |
| Bucket rotation | degrees | 181 | 181 | 181 |
| Dipper rotation | degrees | 121 | 121 | 121 |
| Bucket tearout (power position) | kN | 38 | 42 | 42 |
| Dipper tearout | kN | 22 / 21 | 29 | 26 |
| Slew speed | rpm | 8.3 | 8.3 | 8.3 |

| EQUIPMENT | | | |
|--|---|---|---|
| Fully glazed ROPS & TOPS certified cab with programmable Intermittent wiper with wash/wipe | • | Right hand side mirror | • |
| 3 speed heater/demister with adjustable air vents | • | Air-conditioning | + |
| LCD display | • | FOPS guard stage I | + |
| Digital clock | • | Mechanical quickhitch | + |
| Internal lockable toolbox | • | Hydraulic quickhitch | + |
| Cup holder & bottle holder | • | Hydraulic quickhitch ready pipework | + |
| Coat hook | • | General purpose digging buckets | + |
| 12v accessory socket | • | Ditch/grading buckets | + |
| Interior light | • | Hydraulic hammers | + |
| Bluetooth hands free USB radio | • | LED rotating beacon | + |
| Full audio/visual warning systems | • | Travel alarm | + |
| One touch idle | • | Toolkit | + |
| 5 power bands | • | Seatbelt engaged green beacon | + |
| ISO servo controls with electro-hydraulic dozer lever | • | Greasegun & cartridge | + |
| Electro-proportional thumb controlled high flow double acting auxiliary | • | Exterior cab mounted mirrors | + |
| 10 selectable auxiliary flow rates | • | JCB Immobiliser (Unique key or keypad system) | + |
| Joystick mounted hammer switch | • | Dozer float | + |
| Neutral start | • | Thumb ready dipper | + |
| Full control isolation | • | Special paint options | + |
| "2GO" hydraulic isolation | • | Protected front glass | + |
| High back suspension seat | • | Hose burst check valve (dozer) | + |
| Removable floor mat | • | | |
| Beacon ready kit | • | *Standard and optional specifications may vary depending on regions. Please contact your dealer for more information. | |
| Two speed tracking | • | STANDARD • | |
| Auto-kickdown track motors | • | OPTIONAL + | |
| 400mm short pitch rubber tracks | • | | |
| Double element air cleaner | • | | |
| Heavy-duty alternator | • | | |
| Heavy-duty battery | • | | |
| Hydraulic slew braking with disc type park brake | • | | |
| ORFS hydraulics | • | | |
| Colour coded hydraulic hoses | • | | |
| 500 hour dig end & dozer greasing intervals | • | | |
| Heavy duty boom cylinder guard | • | | |
| Protected boom work light | • | | |
| Quick release auxiliary couplers | • | | |
| 100% steel bodywork | • | | |
| Dedicated tie down and lifting points | • | | |
| JCB LiveLink telematics with 5 years subscription | • | | |
| CESAR datatag (UK only) | • | | |
| Rear wiper | • | | |
| Hose burst check valve (dipper and boom) | • | | |

LIFT CAPACITIES – 400MM RUBBER TRACKS, 2700MM BOOM, 1450MM DIPPER, NO BUCKET. 50Z-2

| Load Point | 2.0m | | | 3.0m | | | 4.0m | | | 5.0m | | | Capacity at maximum reach | | | |
|------------|---|---|---|---|---|---|--|---|---|---|---|---|---|---|---|----------|
| |  |  |  |  |  |  |  |  |  |  |  |  |  |  |  | Distance |
| Height | Dozer Up | Dozer Down | Over Side | Dozer Up | Dozer Down | Over Side | Dozer Up | Dozer Down | Over Side | Dozer Up | Dozer Down | Over Side | Dozer Up | Dozer Down | Over Side | Distance |
| m | kg | kg | kg | kg | kg | kg | kg | kg | kg | kg | kg | kg | kg | kg | kg | m |
| 4.0 | | | | | | | | | | | | | 842* | 842* | 606 | 3.88 |
| 3.5 | | | | | | | 852 | 959* | 582 | | | | 739 | 784* | 501 | 4.3 |
| 3.0 | | | | 1190* | 1190* | 922 | 847 | 964* | 577 | | | | 651 | 777* | 438 | 4.6 |
| 2.5 | | | | 1321 | 1442* | 873 | 832 | 1016* | 564 | | | | 594 | 747* | 396 | 4.82 |
| 2.0 | | | | 1260 | 1719* | 820 | 812 | 1098* | 546 | | | | 556 | 706* | 367 | 4.97 |
| 1.5 | | | | 1208 | 1949* | 775 | 790 | 1192* | 525 | 544 | 899* | 357 | 536 | 761* | 352 | 5.04 |
| 1.0 | | | | 1174 | 2085* | 744 | 768 | 1280* | 505 | 536 | 1009* | 350 | 526 | 751* | 343 | 5.06 |
| 0.5 | | | | 1155 | 2125* | 727 | 750 | 1347* | 489 | 530 | 883* | 345 | 529 | 812* | 344 | 5.01 |
| 0.0 | | | | 1148 | 2084* | 721 | 738 | 1379* | 477 | | | | 544 | 866* | 353 | 4.9 |
| -0.5 | 1975* | 1975* | 1415 | 1150 | 1965* | 723 | 731 | 1365* | 471 | | | | 574 | 922* | 373 | 4.72 |
| -1.0 | 2493 | 2824* | 1425 | 1161 | 1756* | 733 | 732 | 1288* | 472 | | | | 628 | 992* | 408 | 4.46 |
| -1.5 | 2517 | 2907* | 1444 | 1184 | 1400* | 753 | 743 | 1090* | 483 | | | | 720 | 1009* | 469 | 4.1 |
| -2.0 | 2269* | 2269* | 1476 | | | | | | | | | | 898 | 958* | 585 | 3.59 |
| -2.5 | | | | | | | | | | | | | 754* | 754* | 754* | 2.83 |
| -3.0 | | | | | | | | | | | | | | | | |

LIFT CAPACITIES – 400MM RUBBER TRACKS, 2700MM BOOM, 1570MM DIPPER, NO BUCKET. 50Z-2

| Load Point | 2.0m | | | 3.0m | | | 4.0m | | | 5.0m | | | Capacity at maximum reach | | | |
|------------|---|---|---|---|---|---|--|---|---|---|---|---|---|---|---|----------|
| |  |  |  |  |  |  |  |  |  |  |  |  |  |  |  | Distance |
| Height | Dozer Up | Dozer Down | Over Side | Dozer Up | Dozer Down | Over Side | Dozer Up | Dozer Down | Over Side | Dozer Up | Dozer Down | Over Side | Dozer Up | Dozer Down | Over Side | Distance |
| m | kg | kg | kg | kg | kg | kg | kg | kg | kg | kg | kg | kg | kg | kg | kg | m |
| 4.0 | | | | | | | 874* | 874* | 683 | | | | 792* | 792* | 669 | 4.04 |
| 3.5 | | | | | | | 899* | 899* | 691 | | | | 697* | 697* | 562 | 4.45 |
| 3.0 | | | | | | | 913* | 913* | 685 | | | | 682* | 682* | 499 | 4.74 |
| 2.5 | | | | | | | 970* | 970* | 672 | | | | 666* | 666* | 456 | 4.95 |
| 2.0 | | | | 1361* | 1361* | 1036 | 951 | 1055* | 653 | 652 | 941* | 444 | 631 | 657* | 428 | 5.09 |
| 1.5 | | | | 1477 | 1645* | 982 | 928 | 1154* | 632 | 645 | 964* | 437 | 609 | 636* | 411 | 5.17 |
| 1.0 | | | | 1423 | 1892* | 935 | 905 | 1249* | 611 | 636 | 988* | 429 | 601 | 681* | 404 | 5.18 |
| 0.5 | | | | 1384 | 2052* | 901 | 886 | 1324* | 594 | 629 | 1003* | 422 | 605 | 742* | 405 | 5.13 |
| 0.0 | | | | 1362 | 2115* | 881 | 872 | 1366* | 581 | 625 | 886* | 418 | 619 | 742* | 415 | 5.03 |
| -0.5 | 1869* | 1869* | 1686 | 1352 | 2095* | 873 | 864 | 1365* | 574 | | | | 653 | 856* | 437 | 4.85 |
| -1.0 | 2622* | 2622* | 1696 | 1352 | 1996* | 872 | 863 | 1306* | 572 | | | | 707 | 885* | 473 | 4.6 |
| -1.5 | 2929 | 3086* | 1714 | 1360 | 1811* | 880 | 870 | 1152* | 579 | | | | 799 | 971* | 535 | 4.26 |
| -2.0 | 2485* | 2485* | 1743 | 1380 | 1497* | 897 | | | | | | | 933* | 933* | 648 | 3.78 |
| -2.5 | 1578* | 1578* | 1578* | 879* | 879* | 879* | | | | | | | 790* | 790* | 790* | 3.09 |
| -3.0 | | | | | | | | | | | | | | | | |



Lift capacity over front.



Lift capacity full circle.
















Notes:

1. Lifting capacities are based on ISO 10567, that is: 75% of minimum tipping load or 87% of hydraulic lift capacity, whichever is the less. Lifting capacities marked* are based on hydraulic capacity.
2. Lift capacities assume that the machine is on firm level ground and equipped with an approved lifting point.
3. Lift capacities may be limited by local regulations. Please refer to your dealer.

LIFT CAPACITIES – 400MM RUBBER TRACKS, 2866MM BOOM, 1570MM DIPPER, NO BUCKET. 56Z-2

| Load Point | 2.0m | | | 3.0m | | | 4.0m | | | 5.0m | | | Capacity at maximum reach | | | |
|------------|----------|------------|-----------|----------|------------|-----------|----------|------------|-----------|----------|------------|-----------|---------------------------|------------|-----------|----------|
| | Dozer Up | Dozer Down | Over Side | Dozer Up | Dozer Down | Over Side | Dozer Up | Dozer Down | Over Side | Dozer Up | Dozer Down | Over Side | Dozer Up | Dozer Down | Over Side | Distance |
| Height | kg | kg | kg | kg | kg | kg | kg | kg | kg | kg | kg | kg | kg | kg | kg | m |
| 4.5 | | | | | | | | | | | | | 1100* | 1100* | 816 | 3.74 |
| 4.0 | | | | | | | 1059 | 1356* | 738 | | | | 939 | 976* | 651 | 4.26 |
| 3.5 | | | | | | | 1060 | 1322* | 739 | | | | 807 | 905* | 557 | 4.64 |
| 3.0 | | | | | | | 1049 | 1368* | 729 | | | | 725 | 869* | 497 | 4.92 |
| 2.5 | | | | 1681 | 1756* | 1142 | 1030 | 1466* | 712 | 702 | 1280* | 480 | 671 | 859* | 457 | 5.12 |
| 2.0 | | | | 1616 | 2141* | 1085 | 1006 | 1597* | 690 | 694 | 1375* | 473 | 636 | 881* | 354 | 5.25 |
| 1.5 | | | | 1546 | 2544* | 1023 | 979 | 1738* | 665 | 684 | 1416* | 463 | 616 | 910* | 414 | 5.32 |
| 1.0 | | | | 1487 | 2862* | 971 | 954 | 1866* | 642 | 673 | 1455* | 453 | 605 | 893* | 405 | 5.34 |
| 0.5 | | | | 1448 | 3032* | 937 | 932 | 1960* | 622 | 664 | 1476* | 444 | 608 | 983* | 406 | 5.29 |
| 0.0 | | | | 1426 | 3066* | 917 | 917 | 2003* | 608 | 657 | 1464* | 438 | 622 | 1020* | 414 | 5.19 |
| -0.5 | 2355* | 2355* | 1763 | 1416 | 2992* | 909 | 907 | 1987* | 599 | 655 | 1235* | 436 | 652 | 1138* | 434 | 5.02 |
| -1.0 | 3048 | 3342* | 1771 | 1416 | 2826* | 909 | 904 | 1897* | 597 | | | | 701 | 1215* | 467 | 4.78 |
| -1.5 | 3069 | 4098* | 1787 | 1424 | 2560* | 915 | 909 | 1706* | 601 | | | | 784 | 1341* | 523 | 4.45 |
| -2.0 | 3104 | 3398* | 1814 | 1441 | 2158* | 931 | 929 | 1289* | 619 | | | | 926 | 1277* | 618 | 4.01 |
| -2.5 | 2334* | 2334* | 1858 | 1475 | 1499* | 960 | | | | | | | 1115* | 1115* | 810 | 3.39 |
| -3.0 | | | | | | | | | | | | | | | | |

LIFT CAPACITIES – 400MM RUBBER TRACKS, 2866MM BOOM, 1820MM DIPPER, NO BUCKET. 60C-2

| Load Point | 2.0m | | | 3.0m | | | 4.0m | | | 5.0m | | | Capacity at maximum reach | | | |
|------------|---|---|---|---|---|---|--|---|---|---|---|---|---|---|---|----------|
| |  |  |  |  |  |  |  |  |  |  |  |  |  |  |  | Distance |
| Height | kg | kg | kg | kg | kg | kg | kg | kg | kg | kg | kg | kg | kg | kg | kg | m |
| 4.5 | | | | | | | | | | | | | | | | 3949 |
| 4.0 | | | | | | | 1055* | 1081* | 957 | | | | 1067* | 1116* | 962 | 4413 |
| 3.5 | | | | | | | 1039* | 1064* | 956 | | | | 901 | 965* | 712 | 4761 |
| 3.0 | | | | | | | 1076* | 1102* | 946 | 830 | 1007* | 656 | 823 | 933* | 651 | 5022 |
| 2.5 | | | | | | | 1153* | 1181* | 930 | 827 | 1124* | 654 | 771 | 918* | 610 | 5211 |
| 2.0 | | | | 1554* | 1590* | 1400 | 1164 | 1286* | 910 | 820 | 1151* | 647 | 738 | 916* | 583 | 5337 |
| 1.5 | | | | 1790 | 1903* | 1345 | 1139 | 1404* | 886 | 811 | 1190* | 638 | 718 | 927* | 566 | 5405 |
| 1.0 | | | | 1732 | 2184* | 1294 | 1116 | 1517* | 865 | 801 | 1228* | 629 | 711 | 950* | 560 | 5418 |
| 0.5 | | | | 1690 | 2380* | 1258 | 1096 | 1610* | 847 | 793 | 1256* | 622 | 715 | 987* | 562 | 5376 |
| 0.0 | | | | 1665 | 2479* | 1236 | 1081 | 1668* | 833 | 787 | 1262* | 616 | 731 | 1043* | 574 | 5278 |
| -0.5 | 1933* | 1978* | 1933* | 1654 | 2486* | 1226 | 1072 | 1681* | 826 | 786 | 1226* | 616 | 763 | 1123* | 598 | 5121 |
| -1.0 | 2662* | 2724* | 2314 | 1654 | 2410* | 1226 | 1071 | 1640* | 824 | | | | 814 | 1166* | 638 | 4895 |
| -1.5 | 3521 | 3644* | 2335 | 1662 | 2252* | 1233 | 1077 | 1527* | 830 | | | | 896 | 1157* | 700 | 4592 |
| -2.0 | 3112* | 3189* | 2366 | 1681 | 1991* | 1249 | 1094 | 1285* | 845 | | | | 1033 | 1130* | 802 | 4186 |
| -2.5 | 2421* | 2483* | 2411 | 1529* | 1569* | 1277 | | | | | | | 1031* | 1059* | 988 | 3640 |
| -3.0 | 1381* | 1420* | 1381* | | | | | | | | | | 816* | 840* | 816* | 2835 |




Lift capacity over front.

Notes:

1. Lifting capacities are based on ISO 10567, that is: 75% of minimum tipping load or 87% of hydraulic lift capacity, whichever is the less. Lifting capacities marked* are based on hydraulic capacity.
2. Lift capacities assume that the machine is on firm level ground and equipped with an approved lifting point.
3. Lift capacities may be limited by local regulations. Please refer to your dealer.



Lift capacity full circle.



ONE COMPANY, OVER 300 MACHINES.

Your nearest JCB dealer

Mini Excavator 50Z-2 / 56Z-2 / 60C-2

Operating weight: 5,030 - 5,680kg Engine power: 36kW Bucket tearout: 38 / 42kN

JCB Sales Limited, Rokeceter, Staffordshire, United Kingdom ST14 5JP.

Tel: +44 (0)1889 590312 Email: salesinfo@jcb.com

Download the very latest information on this product range at: www.jcb.com

©2025 JCB Sales. All rights reserved. No part of this publication may be reproduced, stored in a retrieval system, or transmitted in any form or by any other means, electronic, mechanical, photocopying or otherwise, without prior permission from JCB Sales. All references in this publication to operating weights, sizes, capacities and other performance measurements are provided for guidance only and may vary dependant upon the exact specification of machine. They should not therefore be relied upon in relation to suitability for a particular application. Guidance and advice should always be sought from your JCB Dealer. JCB reserves the right to change specifications without notice. Illustrations and specifications shown may include optional equipment and accessories. All images are correct at time of print. The JCB logo is a registered trademark of J C Bamford Excavators Ltd.

