




melex®

Electric Vehicles





435
N.CLASSIC



VMAX
27 kph



NUMBER OF SEATS
2



CAPACITY
200kg

CARGO



www.melex-ev.com

Configuration Examples:




Optional features:



Windshield (acrylic)
and roof cap



LED strobe warning light



Front bumper



12v outlet



Glove box

435 Cargo

Specifications

Model	435
Passengers	2
Length without bumper (mm)	2600
Width without mirrors (mm)	1250
Wheelbase (mm)	1660 (SWB)
Turning Radius - external (mm)	2800
Max Payload* (kg)	200
Pickup bed (L x W - mm)	770 x 1145
Top Speed (kph)	27

(*maximum payload, subject to battery type, size and vehicle configuration)

Driveline & Battery Options

Drive Motor (kW AC) [STD / OPT]	3.3 / 5.0
Gear Ratio [STD / OPT]	16:1
48V FLA Battery Options (Ah)	170

Standard Features

Single phase on-board charger
battery discharge indicator
Mechanical brakes

Optional Features

Windshield (acrylic) and roof cap
Glove box & 12v outlet
LED strobe warning light
Front bumper
Full Colour pallet and custom colours
Aluminium Wheels

All features, functionality and other product specifications are subject to change without notice.



3-year
warranty



over 100
different models



6-8 weeks
production time



over 50 years
of experience



Follow us on:



www.melex-ev.com

scan for more info



435EN-W02.23



445

N.CLASSIC



VMAX
33 kph



NUMBER OF SEATS
2



CAPACITY
200kg



STREET
LEGAL

CARGO

(*L7e homologation is optional on some configurations)



Configuration Examples:



Optional features:



Aluminium Wheels




Beacon



Glove box



Weather cover



Steering - LHD or RHD

445 Cargo

Specifications

Model	445
Passengers	2
Length without bumper (mm)	2600
Width without mirrors (mm)	1250
Wheelbase (mm)	1660 (SWB)
Turning Radius - external (mm)	2800
Max Payload* (kg)	200
Pickup bed (L x W - mm)	770 x 1145
Top Speed (kph)	33

(*maximum payload, subject to battery type, size and vehicle configuration)

Driveline & Battery Options

Drive Motor (kW AC) [STD / OPT]	3.3 / 5.0
Gear Ratio [STD / OPT]	16:1 / 20:1
48V FLA Battery Options (Ah)	240 / 260
48V Li-ion Battery Options (Ah)	120/150/180/205/240

All features, functionality and other product specifications are subject to change without notice.

Standard Features

Single phase on-board charger
Digital Instrument panel
3 point safety belts
LED front and rear lights
Glass windshield & wiper
Hydraulic drum brakes

Optional Features (**options required for EU street use)

EU L7e Street Legal homologation**
Three phase charger
Weather cover (non homologated only)
Steering - LHD or RHD
DAB/FM radio
Glove box & 12v outlet
Forward drive signal / AVAS**
Front bumper
Full Colour pallet and custom colours



www.melex-ev.com



3-year
warranty



over 100
different models



6-8 weeks
production time



over 50 years
of experience



Follow us on:



www.melex-ev.com

scan for more info



445EN v02.23



464
N.CLASSIC



VMAX
33 kph



NUMBER OF SEATS
4



CAPACITY
250kg

CARGO


Configuration Examples:




Optional features:



Weather cover



Tow hook



Front bumper



12v outlet



Aluminum rims

464 Cargo

Specifications

Model	464
Passengers	4
Length without bumper (mm)	3620
Width without mirrors (mm)	1250
Wheelbase (mm)	2500 (LWB)
Turning Radius - external (mm)	4700
Max Payload* (kg)	250
Pickup bed (L x W - mm)	770 x 1160
Top Speed (kph)	33

(*maximum payload, subject to battery type, size and vehicle configuration)

Driveline & Battery Options

Drive Motor (kW AC) [STD / OPT]	5.0
Gear Ratio [STD / OPT]	20:1 / 16:1
48V FLA Battery Options (Ah)	240 / 260
48V Li-ion Battery Options (Ah)	120/150/180/205/240

All features, functionality and other product specifications are subject to change without notice.

Standard Features

Single phase on-board charger
Digital Instrument panel
3 point safety belts
LED front and rear lights
Glass windshield & wiper
Hydraulic drum brakes

Optional Features

Three phase charger
Front heated windshield
Weather cover
Steering - LHD or RHD
DAB/FM radio
Glove box & 12v outlet
Forward drive signal
Front bumper
Tow hook
Full Colour pallet and custom colours



www.melex-ev.com



3-year
warranty



over 100
different models



6-8 weeks
production time



over 50 years
of experience



Follow us on:



www.melex-ev.com

scan for more info



464EN V0223



465
N.CLASSIC



VMAX
33 kph



NUMBER OF SEATS
2



CAPACITY
485kg



STREET
LEGAL

CARGO


Configuration Examples:



Optional features:




Towing hook



Profiled colored seats



Steering - LHD or RHD



Front bumper



Weather cover

465 Cargo

Specifications

Model	465
Passengers	2
Length without bumper (mm)	3620
Width without mirrors (mm)	1250
Wheelbase (mm)	2500 (LWB)
Turning Radius - external (mm)	4700
Max Payload* (kg)	485
Pickup bed (L x W - mm)	1770 x 1200
Top Speed (kph)	33

(*maximum payload, subject to battery type, size and vehicle configuration)

Driveline & Battery Options

Drive Motor (kW AC) [STD / OPT]	5.0
Gear Ratio [STD / OPT]	20:1 / 16:1
48V FLA Battery Options (Ah)	240 / 260
48V Li-ion Battery Options (Ah)	120/150/180/205/240

All features, functionality and other product specifications are subject to change without notice.

Standard Features

Single phase on-board charger
Digital Instrument panel
3 point safety belts
LED front and rear lights
Glass windshield & wiper
Hydraulic drum brakes

Optional Features

EU L7e Street Legal homologation
Three phase charger
Weather cover (non homologated only)
Steering - LHD or RHD
DAB/FM radio
Glove box & 12v outlet
Forward drive signal / AVAS
Front bumper
Full Colour pallet and custom colours



www.melex-ev.com



3-year
warranty



over 100
different models



6-8 weeks
production time



over 50 years
of experience



Follow us on:



www.melex-ev.com

scan for more info



465EN-V0223



341
N.CAR



VMAX
39 kph



NUMBER OF SEATS
2



CAPACITY
up to 250kg



STREET
LEGAL*

CARGO

(*L7e homologation is optional on some configurations)




www.melex-ev.com

Configuration Examples:



Optional features:




Towing hook



Beacon



Power steering



Front bumper



Heater - electric or diesel

341 Cargo

Specifications

Model	341
Length without bumper (mm)	3005
Width without mirrors (mm)	1250
Wheelbase (mm)	1630 (SWB)
Turning Radius - external (mm)	3500
Max Payload* (kg)	250
Pickup bed (L x W - mm)	890 x 1110
Top Speed (kph)	39

(*maximum payload, subject to battery type, size and vehicle configuration)

Driveline & Battery Options

Drive Motor (kW AC) [STD / OPT]	3.3 / 5.0 / 8.0
Gear Ratio [STD / OPT]	16:1 / 20:1
48V FLA Battery Options (Ah)	260
72V FLA Battery Options (Ah)	-
48V Li-ion Battery Options (Ah)	120/150/180/205/240

Standard Features

Single phase on-board charger
Digital Instrument panel
Glove box & 12v outlet
3 point safety belts
LED front and rear lights
Hydraulic brakes - Disc (F) & Drum (R)

Optional Features (**options required for EU street use)

EU L7e Street Legal homologation**
Three phase charger
Supplied without cab doors
Steering - LHD or RHD
Power steering (LHD only)
Heater - electric or diesel
DAB/FM radio
Heated windscreen with wiper**
AVAS** / forward drive signal
Extensive range of van box options
Combined van box and pickup bed
Front bumper
Full Colour pallet and custom colours

All features, functionality and other product specifications are subject to change without notice.



3-year
warranty




over 100
different models



6-8 weeks
production time



over 50 years
of experience



Follow us on:

www.melex-ev.com


scan for more info



341EN-V02.23



341.1
N.CAR



VMAX
39 kph



NUMBER OF SEATS
2



CAPACITY
up to 250kg



STREET
LEGAL*

CARGO


(*L7e homologation is optional on some configurations)



Configuration Examples:



Optional features:



Towing hook




Beacon



Power steering



DAB/FM radio



Flashing lights

341.1 Cargo

Specifications

Model	341.1
Length without bumper (mm)	3005
Width without mirrors (mm)	1250
Wheelbase (mm)	1630 (SWB)
Turning Radius - external (mm)	3500
Max Payload* (kg)	250
Pickup bed (L x W - mm)	950 x 1170
Top Speed (kph)	39

(*maximum payload, subject to battery type, size and vehicle configuration)

Driveline & Battery Options

Drive Motor (kW AC) [STD / OPT]	3.3 / 5.0 / 8.0
Gear Ratio [STD / OPT]	16:1 / 20:1
48V FLA Battery Options (Ah)	260
72V FLA Battery Options (Ah)	-
48V Li-ion Battery Options (Ah)	120/150/180/205/240

Standard Features

Single phase on-board charger
Digital Instrument panel
Glove box & 12v outlet
3 point safety belts
LED front and rear lights
Hydraulic brakes - Disc (F) & Drum (R)

Optional Features (**options required for EU street use)

EU L7e Street Legal homologation**
Three phase charger
Supplied without cab doors
Steering - LHD or RHD
Power steering (LHD only)
Heater - electric or diesel
DAB/FM radio
Heated windscreen with wiper**
AVAS** / forward drive signal
Extensive range of van box options
Combined van box and pickup bed
Front bumper
Full Colour pallet and custom colours

All features, functionality and other product specifications are subject to change without notice.



3-year
warranty



over 100
different models



6-8 weeks
production time



over 50 years
of experience



MADE IN
POLAND

Follow us on:



www.melex-ev.com

scan for more info



3411EN V02.23

www.melex-ev.com



381
N.CAR



VMAX
43 kph



NUMBER OF SEATS
2



CAPACITY
up to 550kg



STREET
LEGAL*

CARGO

(*L7e homologation is optional on some configurations)




www.melex-ev.com

Configuration Examples:




Optional features:



Towing hook



Beacon



Power steering



Front bumper



Alluminium wheels

381 Cargo

Specifications

Model	381
Length without bumper (mm)	3205
Width without mirrors (mm)	1250
Wheelbase (mm)	1900 (MWB)
Turning Radius - external (mm)	4000
Max Payload* (kg)	550
Pickup bed (L x W - mm)	1080 x 1150
Top Speed (kph)	43

(*maximum payload, subject to battery type, size and vehicle configuration)

Driveline & Battery Options

Drive Motor (kW AC) [STD / OPT]	3.3 / 5.0 / 8.0
Gear Ratio [STD / OPT]	16:1 / 20:1
48V FLA Battery Options (Ah)	260
72V FLA Battery Options (Ah)	260
48V Li-ion Battery Options (Ah)	120/150/180/205/240

All features, functionality and other product specifications are subject to change without notice.

Standard Features

Single phase on-board charger
Digital Instrument panel
Glove box & 12v outlet
3 point safety belts
LED front and rear lights
Hydraulic brakes - Disc (F) & Drum (R)

Optional Features (**options required for EU street use)

EU L7e Street Legal homologation**
Three phase charger
Supplied without cab doors
Steering - LHD or RHD
Power steering (LHD only)
Heater - electric or diesel
DAB/FM radio
Heated windscreen with wiper**
AVAS** / forward drive signal
Tipping pickup bed
Extensive range of van box options
Combined van box and pickup bed
Front bumper
Full Colour pallet and custom colours



3-year
warranty



over 100
different models



6-8 weeks
production time



over 50 years
of experience



www.melex-ev.com

scan for more info



381EN-V02.23



381.1
N.CAR



VMAX
43 kph



NUMBER OF SEATS
2



CAPACITY
up to 550kg



STREET
LEGAL*

CARGO

(*L7e homologation is optional on some configurations)




www.melex-ev.com

Configuration Examples:



Optional features:




Towing hook



Beacon



Heater - electric or diesel



Front bumper



Alluminium wheels

381.1 Cargo

Specifications

Model	381.1
Length without bumper (mm)	3205
Width without mirrors (mm)	1250
Wheelbase (mm)	1900 (MWB)
Turning Radius - external (mm)	4000
Max Payload* (kg)	550
Pickup bed (L x W - mm)	1240 x 1150
Top Speed (kph)	43

(*maximum payload, subject to battery type, size and vehicle configuration)

Driveline & Battery Options

Drive Motor (kW AC) [STD / OPT]	3.3 / 5.0 / 8.0
Gear Ratio [STD / OPT]	16:1 / 20:1
48V FLA Battery Options (Ah)	260
72V FLA Battery Options (Ah)	260
48V Li-ion Battery Options (Ah)	120/150/180/205/240

All features, functionality and other product specifications are subject to change without notice.

Standard Features

Single phase on-board charger
Digital Instrument panel
Glove box & 12v outlet
3 point safety belts
LED front and rear lights
Hydraulic brakes - Disc (F) & Drum (R)

Optional Features (**options required for EU street use)

EU L7e Street Legal homologation**
Three phase charger
Supplied without cab doors
Steering - LHD or RHD
Power steering (LHD only)
Heater - electric or diesel
DAB/FM radio
Heated windscreen with wiper**
AVAS** / forward drive signal
Tipping pickup bed
Extensive range of van box options
Combined van box and pickup bed
Front bumper
Full Colour pallet and custom colours



3-year
warranty



over 100
different models



6-8 weeks
production time



over 50 years
of experience




www.melex-ev.com



381.1EN-V02.23



391
N.CAR



VMAX
43 kph



NUMBER OF SEATS
2



CAPACITY
up to 1000kg



STREET
LEGAL*

CARGO


(*L7e homologation is optional on some configurations)



Configuration Examples:



Optional features:




Towing hook




Beacon



Power steering



Front bumper



Alluminium wheels

391 Cargo

Specifications

Model	391
Length without bumper (mm)	3700
Width without mirrors (mm)	1250
Wheelbase (mm)	2485 (LWB)
Turning Radius - external (mm)	4700
Max Payload* (kg)	1000
Pickup bed (L x W - mm)	1690 x 1180
Top Speed (kph)	43

(*maximum payload, subject to battery type, size and vehicle configuration)

Driveline & Battery Options

Drive Motor (kW AC) [STD / OPT]	5.0 / 8.0
Gear Ratio [STD / OPT]	20:1 / 16:1
48V FLA Battery Options (Ah)	260
72V FLA Battery Options (Ah)	260
48V Li-ion Battery Options (Ah)	120/150/180/205/240

All features, functionality and other product specifications are subject to change without notice.

Standard Features

Single phase on-board charger
Digital Instrument panel
Glove box & 12v outlet
3 point safety belts
LED front and rear lights
Hydraulic brakes - Disc (F) & Drum (R)

Optional Features (**options required for EU street use)

EU L7e Street Legal homologation**
Three phase charger
Supplied without cab doors
Steering - LHD or RHD
Power steering (LHD only)
Heater - electric or diesel
DAB/FM radio
Heated windscreen with wiper**
AVAS** / forward drive signal
Tipping pickup bed
Extensive range of van box options
Combined van box and pickup bed
Front bumper
Full Colour pallet and custom colours



www.melex-ev.com



3-year
warranty



over 100
different models



6-8 weeks
production time



50 years
melex®
of experience



MADE IN
POLAND



Follow us on:
www.melex-ev.com



scan for more info

391EN V02.23



391.1
N.CAR



VMAX
43 kph



NUMBER OF SEATS
2



CAPACITY
up to 1000kg



STREET
LEGAL*

CARGO

(*L7e homologation is optional on some configurations)



Configuration Examples:




Optional features:




Towing hook



Beacon



Power steering



Front bumper



Alluminium wheels

391.1 Cargo

Specifications

Model	391.1
Length without bumper (mm)	3700
Width without mirrors (mm)	1250
Wheelbase (mm)	2485 (LWB)
Turning Radius - external (mm)	4700
Max Payload* (kg)	1000
Pickup bed (L x W - mm)	1690 x 1180
Top Speed (kph)	43

(*maximum payload, subject to battery type, size and vehicle configuration)

Driveline & Battery Options

Drive Motor (kW AC) [STD / OPT]	5.0 / 8.0
Gear Ratio [STD / OPT]	20:1 / 16:1
48V FLA Battery Options (Ah)	260
72V FLA Battery Options (Ah)	260
48V Li-ion Battery Options (Ah)	120/150/180/205/240

All features, functionality and other product specifications are subject to change without notice.

Standard Features

Single phase on-board charger
Digital Instrument panel
Glove box & 12v outlet
3 point safety belts
LED front and rear lights
Hydraulic brakes - Disc (F) & Drum (R)

Optional Features (**options required for EU street use)

EU L7e Street Legal homologation**
Three phase charger
Supplied without cab doors
Steering - LHD or RHD
Power steering (LHD only)
Heater - electric or diesel
DAB/FM radio
Heated windscreen with wiper**
AVAS** / forward drive signal
Tipping pickup bed
Extensive range of van box options
Combined van box and pickup bed
Front bumper
Full Colour pallet and custom colours



www.melex-ev.com



3-year
warranty



over 100
different models



6-8 weeks
production time



over 50 years
of experience



www.melex-ev.com

scan for more info



391.1EN v0223



392
N.CAR



VMAX
43 kph



NUMBER OF SEATS
2



CAPACITY
up to 1250kg

CARGO



Configuration Examples:



Optional features:



Towing hook



Beacon



Power steering



Front bumper



Alluminium wheels

392 Cargo

Specifications

Model	392
Length without bumper (mm)	3900
Width without mirrors (mm)	1310
Wheelbase (mm)	2485 (LWB)
Turning Radius - external (mm)	4700
Max Payload* (kg)	1250
Pickup bed (L x W - mm)	1850 x 1310
Top Speed (kph)	43

(*maximum payload, subject to battery type, size and vehicle configuration)

Driveline & Battery Options

Drive Motor (kW AC) [STD / OPT]	5.0 / 6.0 / 8.0
Gear Ratio [STD / OPT]	16:1 / 20:1
48V FLA Battery Options (Ah)	260
72V FLA Battery Options (Ah)	260
48V Li-ion Battery Options (Ah)	120/150/180/205/240

All features, functionality and other product specifications are subject to change without notice.

Standard Features

Single phase on-board charger
Digital Instrument panel
Glove box & 12v outlet
3 point safety belts
LED front and rear lights
Hydraulic brakes - Disc (F) & Drum (R)

Optional Features

Three phase charger
Steering - LHD or RHD
Power steering (LHD only)
Heater - electric or diesel
DAB/FM radio
Heated windscreen with wiper
Forward drive signal
Tipping pickup bed
Extensive range of van box options
Combined van box and pickup bed
Full Colour pallet and custom colours



www.melex-ev.com



3-year
warranty



over 100
different models



6-8 weeks
production time



over 50 years
of experience



Follow us on:

www.melex-ev.com



392EN_V02.23



N.CLASSIC



VMAX
33 kph



NUMBER OF SEATS
2/4



STREET
LEGAL

PASSENGER
STREET LEGAL

N.CLASSIC 463H



N.CLASSIC 447H




www.melex-ev.com


Configuration Examples:



Optional features:




Steering - LHD or RHD



Profiled colored seats



DAB/FM radio



12v outlet



Aluminum rims

N.Classic homologated

Specifications

Model	447H	463H
Passengers (inc driver)	2	4
Length (mm)	2590	3385
Width without mirrors (mm)	1250	1250
Wheelbase (mm)	1630	2500
Turning Radius - external (mm)	2800	4700
Top Speed (kph)	33	33
Driveline & Battery Options		
Drive Motor (kW AC) [STD / OPT]	5.0 16:1 / 20:1	5.0
Gear Ratio [STD / OPT]	170	16:1 / 20:1
48V FLA Battery Options (Ah)	-	240 / 260
48V Li-ion Battery Options (Ah)		150 / 205

Standard Features

EU L7e Street Legal homologation
Single phase on-board charger
Digital Instrument panel
3 point safety belts
LED front daylight and rear lights
Hydraulic drum brakes

Optional Features (**options required for EU street use)

Three phase charger (463H only)
Glove box & 12v outlet
Steering - LHD or RHD
DAB/FM radio
Full Colour pallet and custom colours

All features, functionality and other product specifications are subject to change without notice.



3-year
warranty



over 100
different models



6-8 weeks
production time




over 50 years
of experience



Follow us on:



www.melex-ev.com



PASSENGER

N.CLASSIC



VMAX
33 kph



NUMBER OF SEATS
2/4/6



NON
HOMOLOGATED

N.CLASSIC 427



N.CLASSIC 433



N.CLASSIC 443



N.CLASSIC 466



www.melex-ev.com

Configuration Examples:

N.CLASSIC 427



N.CLASSIC 433



N.CLASSIC 443



N.CLASSIC 466



Optional features:




Glove box




12v outlet



DAB/FM radio



Power steering (LHD only)



Front bumper

Passenger N.Classic non homologated

Specifications

Model	427	433	443	466	
Passengers (inc driver)	2	4	4	6	Standard Features (427 / 433)
Length without bumper (mm)	2450	2900	2900	3720	Battery status indicator
Width without mirrors (mm)	1210	1250	1250	1250	Mechanical brakes
Wheelbase (mm)	1660	1660	1660	2500	Standard Features (443 / 466)
Turning Radius - external (mm)	2800	2800	2800	4700	Digital instrument panel
Top Speed (kph)	27	26	33	33	Hydraulic brakes
					On board charger
					Optional Features
					Glove box & 12v outlet (all models)
					Golf equipment (427 only)
					Three phase charger (443/466 only)
					Steering - LHD or RHD (443/466 only)
					DAB/FM radio (443/466 only)
					Front bumper (not on 427)
					Full Colour pallet and custom colours

All features, functionality and other product specifications are subject to change without notice.



3-year
warranty



over 100
different models



6-8 weeks
production time



over 50 years
of experience



Follow us on:



www.melex-ev.com

4XXEN023



N.CAR



VMAX
39 kph



NUMBER OF SEATS
2/4/6/8



NON
HOMOLOGATED

PASSENGER

N.CAR 343



N.CAR 363



N.CAR 366



N.CAR 378



www.melex-ev.com

Configuration Examples:

N.CAR 343



N.CAR 363



N.CAR 366




N.CAR 378



Optional features:



Weather cover



Front bumper



DAB/FM radio



Power steering (LHD only)



Aluminum rims

Passenger N.Car non homologated

Specifications

Model	343	363	366	378
Passengers (inc driver)	4	4	6	8
Length without bumper (mm)	3000	3270	3830	4720
Width without mirrors (mm)	1240	1390	1240	1240
Wheelbase (mm)	1630	2400	2555	3450
Turning Radius - external (mm)	3500	4700	4700	6600
Top Speed (kph)	39	30	30	30
Driveline & Battery Options		5.0 / 8.0		
Drive Motor (kW AC) [STD / OPT]	3.3 / 5.0 / 8.0	20:1	5.0 / 8.0	5.0 / 8.0
Gear Ratio [STD / OPT]	16:1	240 / 260	20:1	20:1
48V FLA Battery Options (Ah)	260	120/150/180/ 205/240	260	260
48V Li-ion Battery Options (Ah)	120/150/180/ 205/240	205/240	120/150/180/ 205/240	120/150/180/ 205/240

Standard Features

Single phase on-board charger
Digital Instrument panel
Glove box & 12v outlet
LED front and rear lights
Hydraulic brakes - Disc (F) & Drum (R)

Optional Features

Three phase charger
Steering - LHD or RHD
Power steering (LHD only)
DAB/FM radio
Forward drive signal
Front bumper
Full Colour pallet and custom colours

All features, functionality and other product specifications are subject to change without notice.



3-year
warranty



over 100
different models



6-8 weeks
production time



over 50 years
of experience



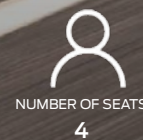
Follow us on:



www.melex-ev.com



463
N.CLASSIC



PASSENGER
STREET LEGAL



www.melex-ev.com


Configuration Examples:




Optional features:



Weather cover



Tow hook



Front bumper



12v outlet



Aluminum rims

463 Passenger

Specifications

Model	463
Passengers	4
Length without bumper (mm)	3620
Width without mirrors (mm)	1250
Wheelbase (mm)	2500 (LWB)
Turning Radius - external (mm)	4700
Pickup bed (L x W - mm)	770 x 1160
Top Speed (kph)	33

Standard Features

Single phase on-board charger
Digital Instrument panel
3 point safety belts
LED front and rear lights
Glass windshield & wiper
Hydraulic drum brakes

Optional Features

Three phase charger
Front heated windshield
Weather cover
Steering - LHD or RHD
DAB/FM radio
Glove box & 12v outlet
Forward drive signal
Front bumper
Tow hook
Full Colour pallet and custom colours

Driveline & Battery Options

Drive Motor (kW AC) [STD / OPT]	5.0
Gear Ratio [STD / OPT]	20:1 / 16:1
48V FLA Battery Options (Ah)	240 / 260
48V Li-ion Battery Options (Ah)	120/150/180/205/240

All features, functionality and other product specifications are subject to change without notice.



3-year
warranty



over 100
different models



6-8 weeks
production time



over 50 years
of experience



Follow us on:



www.melex-ev.com


scan for more info



463ENV023



468
N.CLASSIC



VMAX
33 kph



NUMBER OF SEATS
3+1

AMBULANCE



www.melex-ev.com


Configuration Examples:




Optional features:



Weather cover



Stroboscope blue or orange



Front bumper



Megaphone



Certified stretche

468 Ambulance

Specifications

Model	468
Passengers	3+1
Length without bumper (mm)	3720
Width without mirrors (mm)	1250
Wheelbase (mm)	2500 (LWB)
Turning Radius - external (mm)	4700
Top Speed (kph)	33

Standard Features

Single phase on-board charger
Digital Instrument panel
3 point safety belts
LED front and rear lights
Glass windshield & wiper
Hydraulic drum brakes
Holder for defibrillator

Optional Features

Three phase charger
Steering - LHD or RHD
Power steering (LHD only)
DAB/FM radio
Forward drive signal
Front bumper
Full Colour pallet and custom colours
Weather enclosure
Stroboscope blue or orange lamp
Light beam with sound signal on roof bar
Certified stretcher ®

Driveline & Battery Options

Drive Motor (kW AC) [STD / OPT]	5.0
Gear Ratio [STD / OPT]	20:1
48V FLA Battery Options (Ah)	240 / 260
48V Li-ion Battery Options (Ah)	120/150/180/205/240

All features, functionality and other product specifications are subject to change without notice.



3-year
warranty



over 100
different models



6-8 weeks
production time



over 50 years
of experience



Follow us on:



www.melex-ev.com

scan for more info



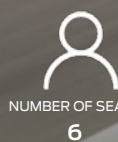
468ENV0223



366
N.CAR



VMAX
30 kph




NUMBER OF SEATS
6

PASSENGER

Configuration Examples:



Optional features:



Safety chains




Beacon



Power steering



Front bumper



Alluminium wheels

366 Passenger

Specifications

Model	366
Passengers	6
Length without bumper (mm)	3830
Width without mirrors (mm)	1240
Wheelbase (mm)	2555
Turning Radius - external (mm)	4700
Top Speed (kph)	30

(*maximum payload, subject to battery type, size and vehicle configuration)

Driveline & Battery Options

Drive Motor (kW AC) [STD / OPT]	5.0 / 8.0
Gear Ratio [STD / OPT]	20:1
48V FLA Battery Options (Ah)	260
48V Li-ion Battery Options (Ah)	120/150/180/205/240

Standard Features

Single phase on-board charger
Digital Instrument panel
Glove box & 12v outlet
LED front and rear lights
Hydraulic brakes - Disc (F) & Drum (R)

Optional Features

Three phase charger
Steering - LHD or RHD
Power steering (LHD only)
DAB/FM radio
Forward drive signal
Front bumper
Full Colour pallet and custom colours

All features, functionality and other product specifications are subject to change without notice.



3-year
warranty



over 100
different models



6-8 weeks
production time



over 50 years
of experience



Follow us on:



www.melex-ev.com

scan for more info



366EN-V0223

www.melex-ev.com



melex® M.50

100% ELECTRIC STREET LEGAL



TOP SPEED
50 KM/H



ROAD LEGAL



MORE THAN
1000 KG LOAD



WLTP RANGE
73KM



CRASH-TESTED
AND SAFE



100% ELECTRIC
ROAD LEGAL WITH MORE THAN
1000KG PAYLOAD



melex® M.50

100% ELECTRIC STREET LEGAL

Homologation type	N1	Digital instrument cluster
Length (swb / lwb)	3272mm / 3633mm	Deluxe Cab Pack with sun visor, 12v outlet, Interior light
Width (W / W/O mirrors)	1731mm / 1365mm	Onboard charger - 230V single phase
Height	1877mm	Heated windscreen w. wash/wipe
Wheelbase (swb/lwb)	2130mm / 2730mm	Adjustable twin seats
Continuous power (60 min)	8 kW / 11Hp	Locking doors
Peak power	15 kW / 20 Hp	Secure storage locker under front bonnet
Load bed length	1250mm/1610mm/2100mm	Dashboard storage compartment
Hydraulic brake system	Disc front, Drums rear	Safety cabin with doors – crash tested
Automatic Parking Brake	Standard	3-point seatbelts
Complete exterior light package	Standard	AVAS (Acoustic Vehicle Alerting System)
Chassis	Steel, Galvanized	Alloy wheels / 165/70 R13 C88 tyres
Lithium battery Capacity	200ah / 10,2 kWh	Black Cabin Frame
Range (WLTP)	73km/45 miles	Silver body panels
Drive	LHD / RHD (option)	Steering column mounted direction selector
Electric or diesel cabin heater	Optional	Dual cupholders each side
Outer turning radius (swb/lwb)	3400mm / 4250mm	Jacket hook and interior grab handles



NEOHEIN V02.23