

# DEL Range

## Electric benders

Four models available to meet any rebar production requirements in both, job sites and rebar factories / workshops.

Supplied with the necessary pins, rollers and mandrels to produce the desired bending angle.

All models of **DEL** benders are also capable to produce stirrups, spirals and hoops using the optional accessories.

Easy low-cost maintenance can be even performed on site by the machine operator.

A single-phase 230V inverter version is available for model **DEL 32**. This machine operates without needing a three-phase electric supply. It aligns perfectly with the single-phase **CEL 36 P** rebar shear in medium scope rebar works.

All **DEL** benders are fitted with the compulsory safety systems and devices to comply with all international safety regulations:

- **Mechanical** safety devices: Automatic stop when frontal panel door opens or when the upper transparent polycarbonate shield is lifted.
- **Electrical** safety devices: Fully hermetic control panel, with right/left turn selector, voltage and amperage display and magneto-thermal protection breaker switch.



DEL 52

### FEATURES AND BENEFITS OF THE DEL AND COMBI RANGE



Removable panels for easy maintenance access



Dirt and water resistant IP65 inductive sensor.



Volts and amps meter control display.



Internally mounted power socket to reduce wear and tear.



Overload magneto-thermal protection switch.



Hour meter to help on maintenance controls and rental fleets.



Impact-resistant emergency stop.



Curved protection visor for 360 degree visibility.





**NEW**

## Innovation, flexibility and safety.

- Precise angle adjustment through pins and inductive sensors, dirt and water proof, much more reliable than standard limit switches.
- Side short rulers with holes for pins, allowing an accurate tuning on angle adjustment (models **DEL 32** and **DEL 36**).
- Models **DEL 45** and **DEL 52** featured with side long rulers which allows double bends for "Z" shaped figures (bottle neck shapes).
- Two speeds motor available upon request on models **DEL 32**, **DEL 36** and **DEL 45**.










## Bending capacity

																		
Yield strength / Grade	Re=N / mm <sup>2</sup> 250 / G-40						Re=N / mm <sup>2</sup> 480 / G-60						Re=N / mm <sup>2</sup> 650 / G-75					
Tensile strength	Rm=N / mm <sup>2</sup> 450						Rm=N / mm <sup>2</sup> 650						Rm=N / mm <sup>2</sup> 850					
No. x 	1		2		3		1		2		3		1		2		3	
	mm	in / #	mm	in / #	mm	in / #	mm	in / #	mm	in / #	mm	in / #	mm	in / #	mm	in / #	mm	in / #
<b>DEL 32</b>	032	1-1/4" / 10	024	1" / 8	018	3/4" / 6	028	1-1/8" / 9	020	7/8" / 7	016	5/8" / 5	025	1-1/8" / 9	018	3/4" / 6	014	1/2" / 4
<b>DEL 36</b>	036	1-3/8" / 11	026	1-1/8" / 9	022	7/8" / 7	032	1-1/4" / 10	024	1" / 8	018	3/4" / 6	032	1-1/4" / 10	022	7/8" / 7	016	5/8" / 5
<b>DEL 45</b>	045	1-3/4" / 14	032	1-1/4" / 10	025	1" / 8	040	1-3/4" / 14	032	1-1/4" / 10	025	1" / 8	040	1-3/8" / 11	026	1" / 8	025	1" / 8
<b>DEL 52</b>	052	2"	036	1-3/8" / 11	030	1-1/8" / 9	046	1-7/8"	034	1-3/8" / 11	025	1-1/8" / 9	042	1-3/4" / 14	032	1-1/8" / 10	025	1-1/8" / 9

\*For models DEL with 2 speeds motor, please check bending capacities with your sales representative.

## Accessories included

							
Ø mm / in		048 / 1,89"	060 / 2,36"	0100 / 3,93"	0140 / 5,51"	0160 / 6,30"	0200 / 7,87"
<b>DEL 32</b>	1	4	4	1	1		
<b>DEL 36</b>	1	4	4	1	1	1	
<b>DEL 45</b>	1	4	4	1	1	1	
<b>DEL 52</b>	1	4	4	1	1	1	1



	<b>DEL 32</b>				<b>DEL 32 2V</b>	<b>DEL 36</b>			<b>DEL 36 2V</b>
	1 - PHASE	3 - PHASE	3 - PHASE	3 - PHASE	3 - PHASE	3 - PHASE	3 - PHASE	3 - PHASE	
Item code	20251504	20251500	20251502	20251501	20251505	20252000	20252002	20252001	20252005
Motor voltage (V)	230	230 / 400			230 / 400	230 / 400			230 / 400
Frequency (Hz) / In (pins)	50 - 60 / 3P	50 / 4P	50 / 5P	60 / 4P	50 / 5P	50 / 4P	50 / 5P	60 / 4P	50 / 5P
Kw (Hp)		2,2 (3)			3,3 (4,5)	3 (4)			4,5 (6,1)
Cycles / minute (bend/return) 1 <sup>st</sup> & 2 <sup>nd</sup> speed		11			11 / 22	10			10 / 20
Oil capacity (L. / Gal.)		5,1 / 1,34			5,1 / 1,34	10 / 2,64			10 / 2,64
Net weight (Kg. / Lbs.)		302 / 665,79			302 / 665,79	355 / 782,64			355 / 782,64
Packaging dimensions L x W x H (mm / in)		950 x 850 x 1050 / 37,40" x 33,46" x 41,33"				950 x 850 x 1050 / 37,40" x 33,46" x 41,33"			

	<b>DEL 45</b>			<b>DEL 45 2V</b>	<b>DEL 52</b>		
	3 - PHASE	3 - PHASE	3 - PHASE	3 - PHASE	3 - PHASE	3 - PHASE	3 - PHASE
Item code	20252500	20252502	20252501	20252505	20253000	20253002	20253001
Motor voltage (V)	230 / 400			230 / 400	230 / 400		
Frequency (Hz) / In (pins)	50 / 4P	50 / 5P	60 / 4P	50 / 5P	50 / 4P	50 / 5P	60 / 4P
Kw (Hp)	3 (4)			4,5 (6,1)	3 (4)		
Cycles / minute (bend/return) 1 <sup>st</sup> & 2 <sup>nd</sup> speed	6,5			10 / 20	6		
Oil capacity (L. / Gal.)	8,8 / 2,32			8,8 / 2,32	15 / 3,96		
Net weight (Kg. / Lbs.)	490 / 1080			490 / 1080	721 / 1589		
Packaging dimensions L x W x H (mm / in)	1080 x 1040 x 1170 / 42,52" x 40,94" x 46,06"						